

montenegro
Consultants Inc

8660 MISSION DR.
ROSEMEAD, CA 91770

PH: # 626-786-4359
FAX 626-723-3059

pedro@montenegroconsultants.com

WRITTEN DIMENSIONS ON THESE DRAWINGS SHALL HAVE PRECEDENCE OVER SCALED DIMENSIONS. CONTRACTORS SHALL VERIFY, AND BE RESPONSIBLE FOR ALL DIMENSIONS AND CONDITIONS ON THE JOB AND THIS OFFICE MUST BE NOTIFIED OF ANY VARIATIONS FROM THE DIMENSIONS AND CONDITIONS SHOWN BY THESE DRAWINGS. THE ABOVE DRAWINGS AND SPECIFICATIONS AND IDEAS, DESIGNS AND ARRANGEMENTS REPRESENTED THEREBY ARE AND SHALL REMAIN THE PROPERTY OF THE ENGINEER, AND NO PART THEREOF SHALL BE COPIED, DISCLOSED TO OTHERS OR USED IN CONNECTION WITH ANY OTHER WORK DEVELOPED WITHOUT THE WRITTEN CONSENT OF THE ENGINEER. VISUAL CONTACT WITH THESE DRAWINGS OR SPECIFICATIONS SHALL CONSTITUTE CONCLUSIVE EVIDENCE OF ACCEPTANCE OF THESE RESTRICTIONS.



PROJECT DESCRIPTION

JAIN TEMPLE OF LOS ANGELES
2ND STORY ADDITION

JOB ADDRESS

10105 COMMERCE AVE
TUJUNGA, CA 91042

OWNER'S NAME

JAIN TEMPLE OF
LOS ANGELES CORP.
550 HILL ST. NO.1183
LOS ANGELES, CA 90013

REVISIONS:

1	10-3-23	STRUCTURAL REVISION.
2	11-7-24	REVISION FOR FIBERGLASS DOME.

MARK	DATE	DESCRIPTION
	DATE:	11-08-2024
	DESIGNED BY:	PEDRO MONTENEGRO
	DRAWN BY:	
	CHECKED BY:	PEDRO MONTENEGRO

PROJECT NUMBER: 9103

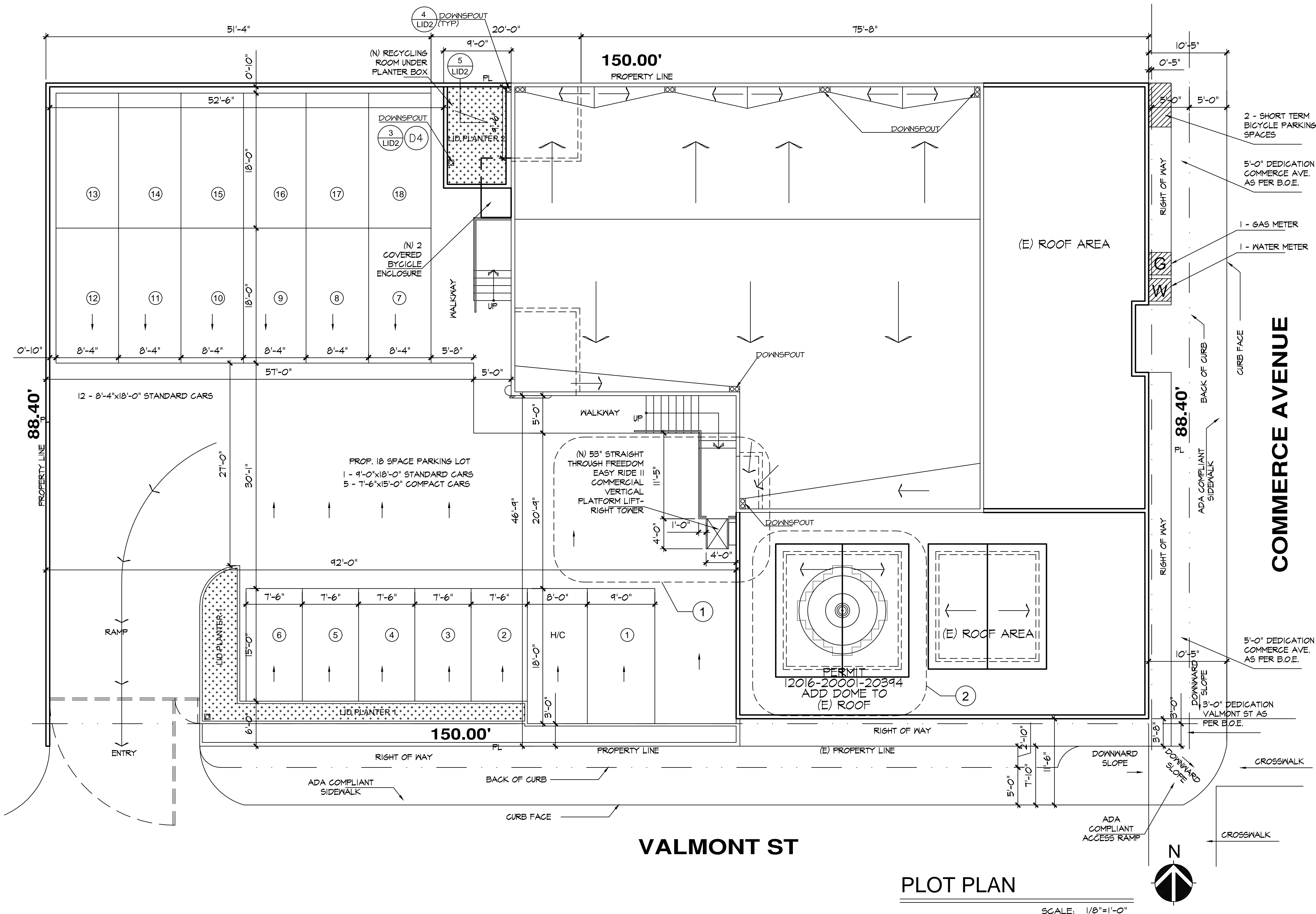
SHEET TITLE:


PLOT PLAN

SHEET

A-1R

Drawing File: E:\projects\4221-JTLA\GG\4221_A1R-site plan.dwg
Plotted by: proge
Plotted Date: Nov 11, 2024 - 6:56pm





montenegro
Consultants Inc

8660 MISSION DR.
ROSEMEAD, CA 91770

PH: # 626-786-4359
FAX 626-723-3059

pedro@montenegroconsultants.com

WRITTEN DIMENSIONS ON THESE DRAWINGS SHALL HAVE PRECEDENCE OVER SCALED DIMENSIONS. CONTRACTORS SHALL VERIFY, AND BE RESPONSIBLE FOR, ALL DIMENSIONS AND CONDITIONS ON THE JOB AND THIS OFFICE MUST BE NOTIFIED OF ANY VARIATIONS FROM THE DIMENSIONS AND CONDITIONS SHOWN BY THESE DRAWINGS. THE ABOVE DRAWINGS AND SPECIFICATIONS AND IDEAS, DESIGNS AND ARRANGEMENTS REPRESENTED THEREBY ARE AND SHALL REMAIN THE PROPERTY OF THE ENGINEER, AND NO PART THEREOF SHALL BE COPIED, DISCLOSED TO OTHERS OR USED IN CONNECTION WITH ANY OTHER WORK DEVELOPED WITHOUT THE WRITTEN CONSENT OF THE ENGINEER. VISUAL CONTACT WITH THESE DRAWINGS OR SPECIFICATIONS SHALL CONSTITUTE CONCLUSIVE EVIDENCE OF ACCEPTANCE OF THESE RESTRICTIONS.



PROJECT DESCRIPTION

JAIN TEMPLE OF LOS ANGELES
2ND STORY ADDITION

JOB ADDRESS

10105 COMMERCE AVE
TUJUNGA, CA 91042

OWNER'S NAME

JAIN TEMPLE OF
LOS ANGELES CORP.
550 HILL ST. NO.1183
LOS ANGELES, CA 90013

REVISIONS:

1	10-3-23	STRUCTURAL REVISION.
2	11-7-24	REVISION FOR FIBERGLASS DOME.

MARK	DATE	DESCRIPTION
DATE:	11-08-2024	
DESIGNED BY:	PEDRO MONTENEGRO	
DRAWN BY:		
CHECKED BY:	PEDRO MONTENEGRO	

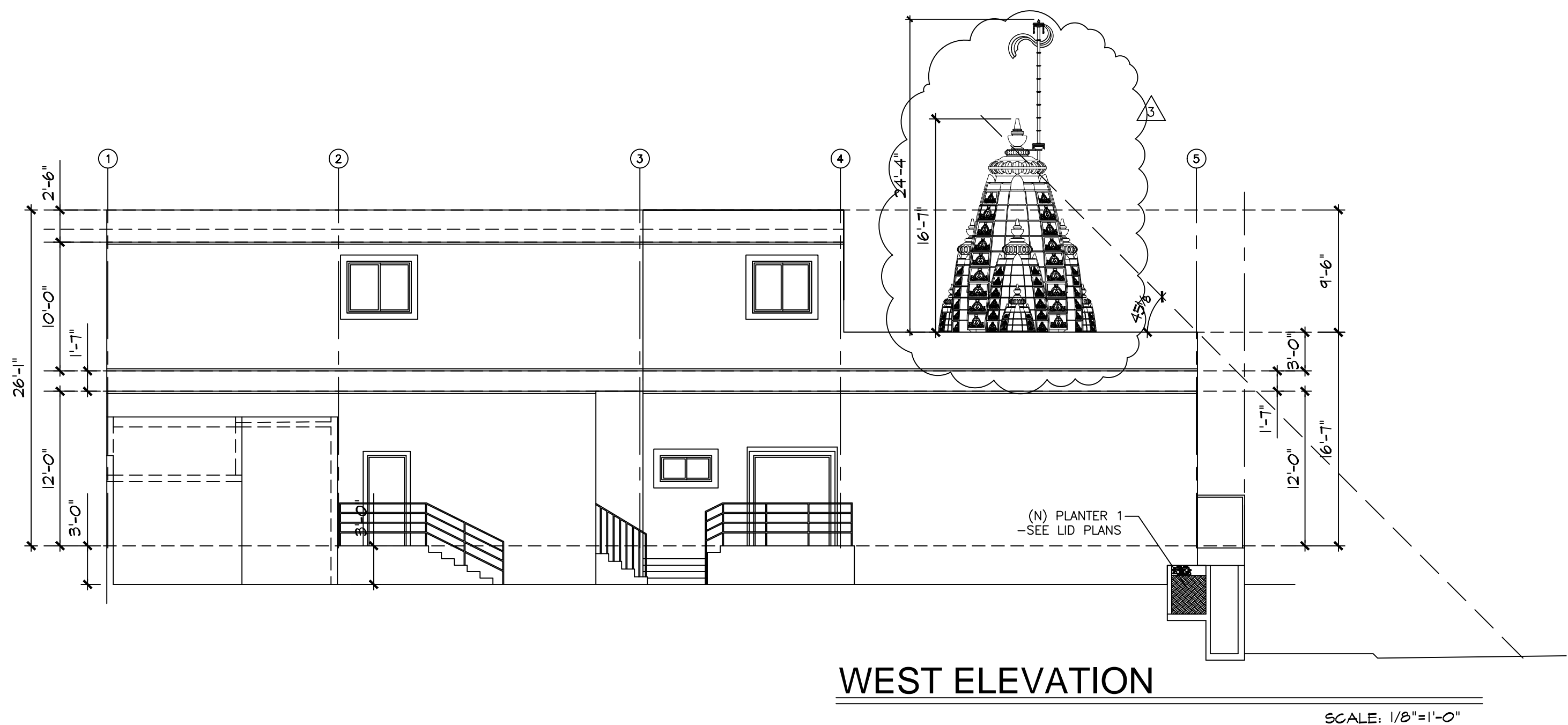
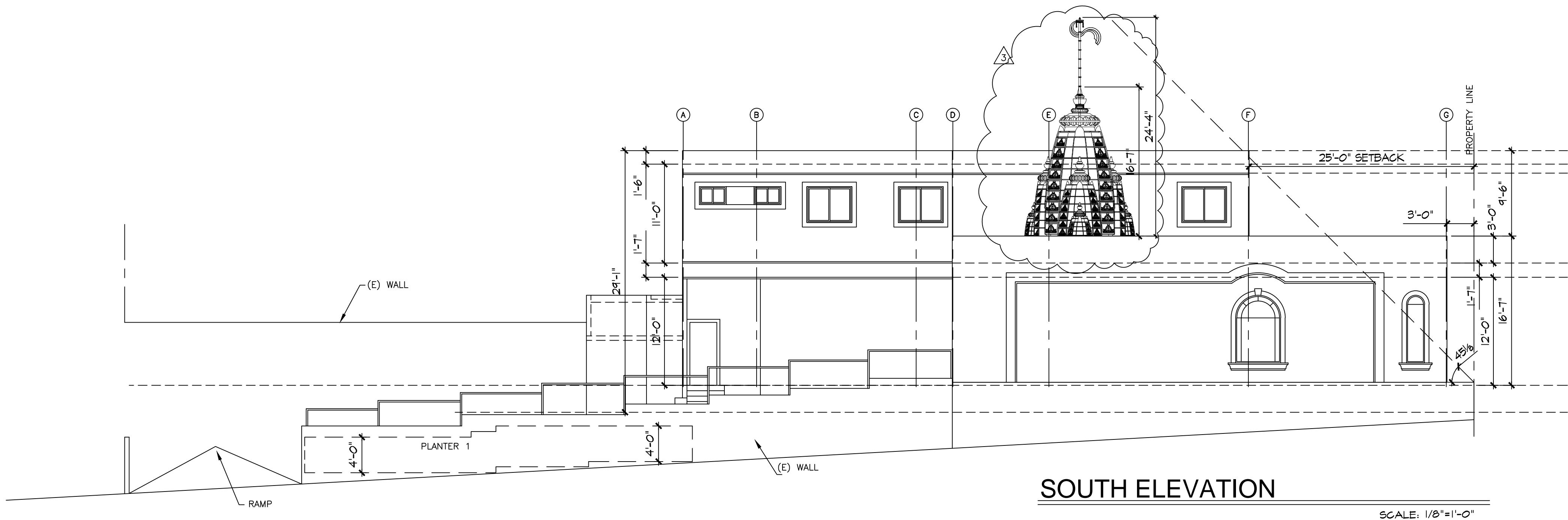

PROJECT NUMBER: 9103

SHEET TITLE:

ELEVATION
VIEWS

A-2R

SHEET



Drawing File: E:\projects\4221-JTLA_GG\4221_A2R-ELEVS.dwg
Plotted by: proge
Plotted Date: Nov 11, 2024 - 6:58pm



pedro@montenegroconsultants.com


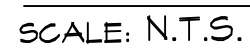
WRITTEN DIMENSIONS ON THESE DRAWINGS SHALL HAVE PRECEDENCE OVER SCALED DIMENSION: CONTRACTORS SHALL VERIFY, AND BE RESPONSIBLE FOR ALL DIMENSIONS AND CONDITIONS ON THE JOB AND THIS OFFICE MUST BE NOTIFIED OF ANY VARIATIONS FROM THE DIMENSIONS AND CONDITIONS SHOWN BY THESE DRAWINGS. THE CONTRACTOR SHALL BE RESPONSIBLE FOR IDEAS, DESIGNS AND ARRANGEMENTS REPRESENTED THEREBY AND SHALL REMAIN THE PROPERTY OF THE ENGINEER, AND NO PART THEREOF SHALL BE COPIED, DISCLOSED TO OTHERS OR USED IN CONNECTION WITH ANY OTHER WORK DEVELOPED BY OR FOR THE EXCLUDED CONSULTING ENGINEER. VISUAL CONTACT WITH THESE DRAWINGS OR SPECIFICATIONS SHALL CONSTITUTE CONCLUSIVE EVIDENCE OF ACCEPTANCE OF THESE RESTRICTIONS.



JAIN TEMPLE OF
LOS ANGELES CORP.
550 HILL ST. NO.1183
LOS ANGELES, CA 90013

SHEET

Drawing File: E:\projects\4221-JTLA GG\4221_GB0,1,2-GARB GRUH.dwg
Plotted by: proge
Plotted Date: Nov 11, 2024 - 7:01pm



Drawing File:
Plotted by:
Plotted Date:

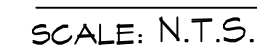
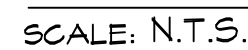
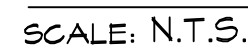
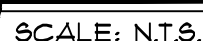
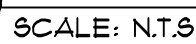
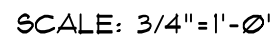
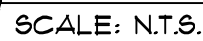


pedro@montenegroconsultants.com

A circular professional engineer seal for Pedro Montenegro, No. 5345, State of California, Structural. The seal is stamped in blue ink. To the left of the seal is a blue ink signature that appears to read 'Pedro Montenegro'.

JAIN TEMPLE OF
LOS ANGELES CORP.
550 HILL ST. NO.1183
LOS ANGELES, CA 90013

GB-2





pedro@montenegroconsultants.com

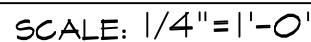
A circular professional engineer seal for Pedro Montenegro, No. 5345, State of California, Structural. The seal is stamped in blue ink. To the left of the seal is a handwritten signature in blue ink.

JAIN TEMPLE OF
LOS ANGELES CORP.
550 HILL ST. NO.118
LOS ANGELES, CA 900


SHEET

GB-3

SCALE: $1/4" = 1'-0"$



Drawing File: E:\projects\4221-JTLA GG\4221_GB3-SECT & R FRAMING.dwg
Plotted by: proge
Plotted Date: Nov 11, 2024 - 7:03pm



montenegro
Consultants Inc

8660 MISSION DR.
ROSEMEAD, CA 91770

PH: # 626-786-4359
FAX 626-723-3059

pedro@montenegroconsultants.com

WRITTEN DIMENSIONS ON THESE DRAWINGS SHALL HAVE PRECEDENCE OVER SCALED DIMENSIONS. CONTRACTORS SHALL VERIFY, AND BE RESPONSIBLE FOR, ALL DIMENSIONS AND CONDITIONS ON THE JOB AND THIS OFFICE MUST BE NOTIFIED OF ANY VARIATIONS FROM THE DIMENSIONS AND CONDITIONS SHOWN BY THESE DRAWINGS. THE ABOVE DRAWINGS AND SPECIFICATIONS AND IDEAS, DESIGNS AND ARRANGEMENTS REPRESENTED THEREBY ARE AND SHALL REMAIN THE PROPERTY OF THE ENGINEER, AND NO PART THEREOF SHALL BE COPIED, DISCLOSED TO OTHERS OR USED IN CONNECTION WITH ANY OTHER WORK DEVELOPED WITHOUT THE WRITTEN CONSENT OF THE ENGINEER. VISUAL CONTACT WITH THESE DRAWINGS OR SPECIFICATIONS SHALL CONSTITUTE CONCLUSIVE EVIDENCE OF ACCEPTANCE OF THESE RESTRICTIONS.



PROJECT DESCRIPTION

JAIN TEMPLE OF LOS ANGELES
2ND STORY ADDITION

JOB ADDRESS

10105 COMMERCE AVE
TUJUNGA, CA 91042

OWNER'S NAME

JAIN TEMPLE OF
LOS ANGELES CORP.
550 HILL ST. NO.1183
LOS ANGELES, CA 90013

REVISIONS:

1	10-3-23	STRUCTURAL REVISION.
2	11-7-24	REVISION FOR FIBERGLASS DOME.

MARK	DATE	DESCRIPTION
	DATE:	11-08-2024
	DESIGNED BY:	PEDRO MONTENEGRO
	DRAWN BY:	
	CHECKED BY:	PEDRO MONTENEGRO

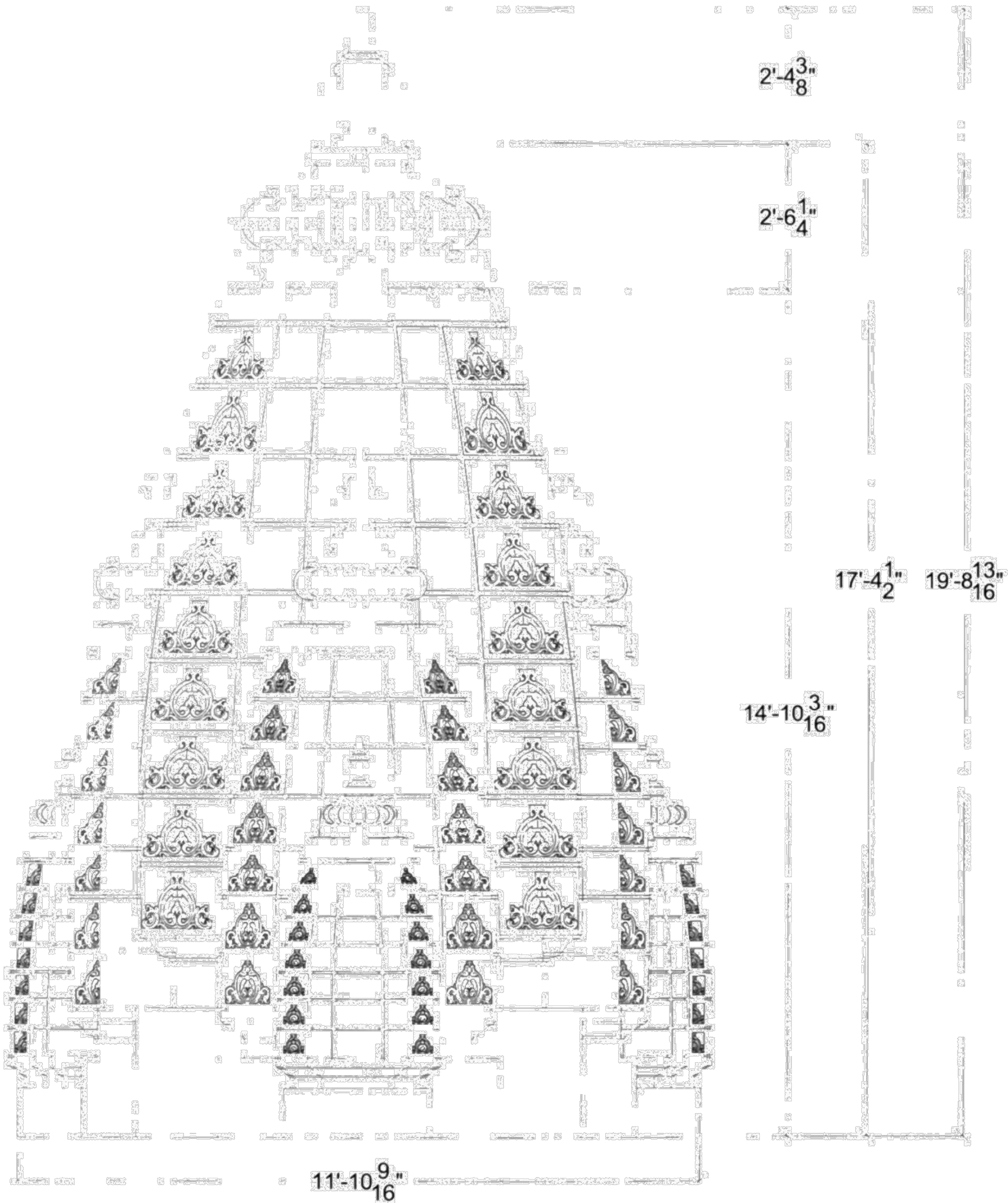
PROJECT NUMBER: 9103

SHEET TITLE:

GARB GRUH
ELEVATION

GB-4

SHEET

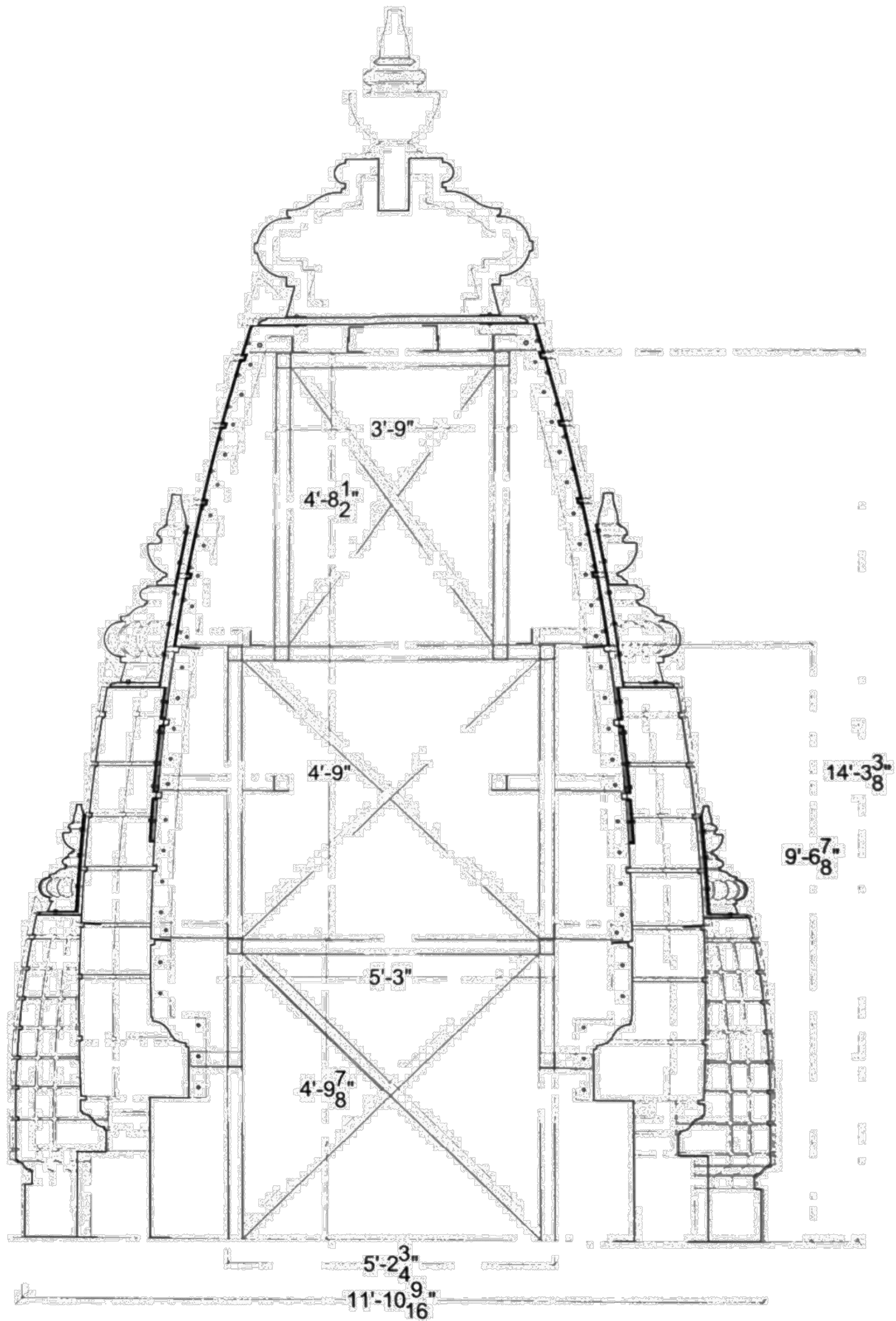


1 FRP SHIKHAR ELEVATION

A-2

APPROXIMATE WEIGHT 2000 lbs

Scale 3/4"=1'-0"



2 FRP SHIKHAR SECTIONAL ELEVATION WITH STEEL STRUCTURE

A-2

APPROXIMATE WEIGHT 2200 lbs

Scale 3/4"=1'-0"

Drawing File: E:\projects\4221-JTLA_GG\4221_GB4-DOME_STRUC.dwg
Plotted by: proge
Nov 11, 2024 - 7:04pm